

ess.tee.tisch t-6500

Jürg Bally, 1951; Daniel Hunziker 2014

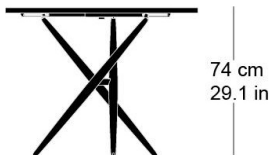
Tischblatt in Linoleum mit Massivholzkante, Durchmesser 95cm, Untergestell in Massivholz höhenverstellbar 42-74cm, zentrale Fussverbindung in Gusseisen anthrazitfarben, Verstellmechanik CNS

Jürg Bally, 1951; Daniel Hunziker 2014

Plateau en linoléum avec bordure en bois massif, diamètre 95cm. Piétement en bois massif, réglable en hauteur de 42 à 74cm. Assemblage central des pieds en fonte anthracite, mécanisme de réglage CNS.

Jürg Bally, 1951; Daniel Hunziker 2014


Table top covered with linoleum and solid wood edge, diameter 95cm, frame in solid wood adjustable 42-74cm. Central foot connection in cast iron, anthracite, adjustment mechanism of stainless steel

Technische Angaben / specifications / specifications**Masse / mesure / measure**

74 cm
29.1 in



42 cm
16.5 in



□ 95 cm
□ 37.4 in

Gewicht / ponds / weight**19 kg 38.0 lb**

ess.tee.tisch t-6500


Holzarten / types de bois / types of wood



Ulme natur	UN 000 AM
Elm natural	UN 000 AM
Orme naturel	UN 000 AM



Schwarznuss natur	NN 000 AM
Black walnut natural	NN 000 AM
Noyer noir naturel	NN 000 AM



Esche schwarz	FB 203 AM
Ash black	FB 203 AM
Frêne noir	FB 203 AM

Belag / revêtement / surface



Linoleum nero	4023
Linoleum nero	4023
Linoléum nero	4023



Linoleum charcoal	4166
Linoleum charcoal	4166
Linoléum charcoal	4166




Linoleum burgundy	4154
Linoleum burgundy	4154
Linoléum burgundy	4154




Linoleum mauve	4172
Linoleum mauve	4172
Linoléum mauve	4172



Linoleum mushroom	4176
Linoleum mushroom	4176
Linoléum mushroom	4176



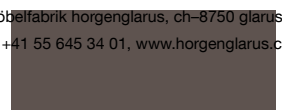
Linoleum smokey blue	4179
Linoleum smokey blue	4179
Linoléum smokey blue	4179



Linoleum olive	4184
Linoleum olive	4184
Linoléum olive	4184



Linoleum nero	4023
Linoleum nero	4023
Linoléum nero	4023



Linoleum 4172	4172
Linoleum 4172	4172