

**ga stuhl 7-070**

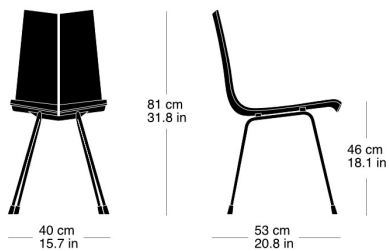
Hans Bellmann, 1955  
Sitzschale Formsperrholz zweiteilig, Metallgestell schwarz  
matt  
B40, T53, H81, SH46

Hans Bellmann, 1955  
Coque d'assise en contreplaqué moulé en deux parties  
L40, P53, H81, HAss46

Hans Bellmann, 1955  
Two-part moulded plywood seat shell, black matte metal  
frame  
W40, D53, H81, SH46

**Technische Angaben / specifications / specifications**

Masse / mesure / measure



Gewicht / ponds / weight 4.3 kg 8.6 lb

**ga stuhl 7-070**

## Holzarten / types de bois / types of wood



Buche natur                   HG 520  
Natural beech                HG 520  
Hêtre naturel                 HG 520



Buche anthrazit             HG 200  
Anthracite beech            HG 200  
Hêtre anthracite             HG 200



Buche schwarz              HG 203  
Black beech                 HG 203  
Hêtre noir                    HG 203




Schwarznuss natur         HG 560  
Natural black walnut       HG 560  
Noyer noir naturel         HG 560




Buche Ebony                HG 100  
Ebony beech                 HG 100  
Hêtre teinté ebony         HG 100




Buche Wenge                HG 110  
Wenge beech                HG 110  
Hêtre teinté wenge         HG 110




Buche Mahagoni            HG 130  
Mahogany beech            HG 130  
Hêtre teinté mahagoni     HG 130



Buche Maron                HG 120  
Maron beech                HG 120  
Hêtre teinté maron         HG 120



Buche Nuss                  HG 151  
Nut beech                    HG 151  
Hêtre teinté noyer         HG 151



Buche geweisst            HG 172  
Whitewashed beech        HG 172  
Hêtre teinté blanc         HG 172

## Belag / revêtement / surface