

**dom 6-910v**

Studio Meda, 2017

Sitz Formsperrholz, geschlossener Rücken, Rückenteil mit Armauflage, Rückenteil und Hinterfüsse massiv gebogen, stapelbar  
B52, T58, H80, SH46

Studio Meda, 2017

Assise en contreplaqué moulé, dossier fermé, section arrière avec accoudoir, section arrière massive incurvée et pieds arrière, empilable.  
L52, P58, H80, HAss46

Studio Meda, 2017

Moulded plywood seat, closed back, back section with armrest, solid curved back section and rear feet, stackable.  
W52, D58, H80, SH46

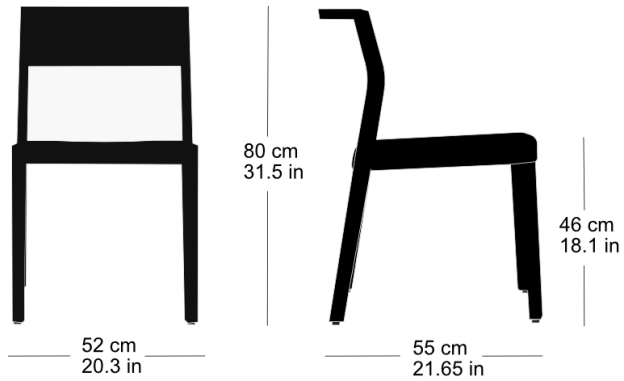
## Varianten / variantes / variants

dom  
6-900dom  
6-900vdom  
6-900adom  
6-906dom  
6-906vdom  
6-906adom  
6-910dom  
6-910adom  
6-916dom  
6-916vdom  
6-916adom  
17-900dom  
17-910dom  
6-815dom  
6-825dom  
11-900dom  
11-906dom  
11-900rdom  
11-906r

**dom 6-910v**

## Technische Angaben / specifications / specifications

## Masse / mesure / measure



Gewicht / ponds / weight 5.5 kg 11.0 lb

Reihenverbindung /  
accouplement / mating system ja / oui / yes

Stapelung / empilage / stacking 5 Stühle / chaises / chairs

**dom 6-910v**

## Holzarten / types de bois / types of wood



Buche natur                   HG 520  
Natural beech                HG 520  
Hêtre naturel                 HG 520



Buche anthrazit             HG 200  
Anthracite beech           HG 200  
Hêtre anthracite            HG 200




Buche weiss                 HG 330  
White beech                 HG 330  
Hêtre blanc                 HG 330




Eiche natur                 HG 530  
Natural oak                 HG 530  
Chêne naturel               HG 530




Buche Ebony                HG 100  
Ebony beech                HG 100  
Hêtre teinté ebony         HG 100




Buche hellgrau             HG 340  
Light grey beech           HG 340  
Hêtre clair gris             HG 340




Buche Wenge                HG 110  
Wenge beech                HG 110  
Hêtre teinté wenge         HG 110




Buche grau                 HG 350  
Grey beech                 HG 350  
Hêtre gris                 HG 350




Buche Mahagoni            HG 130  
Mahogany beech            HG 130  
Hêtre teinté mahagoni     HG 130



Buche schwarz             HG 203  
Black beech                 HG 203  
Hêtre noir                 HG 203



Buche Maron                HG 120  
Maron beech                HG 120  
Hêtre teinté maron         HG 120



Buche Nuss                 HG 151  
Nut beech                 HG 151  
Hêtre teinté noyer         HG 151



Buche geweisst            HG 172  
Whitewashed beech        HG 172  
Hêtre teinté blanc         HG 172

## Belag / revêtement / surface