

dom 11-906

Studio Meda, 2017

Sitz geflochten mit dänischer Papierschur 3mm,
stapelbar

B52, T50, H46, SH46

Studio Meda, 2017

Assise tissée avec de la corde de papier danois de 3 mm,
empilable.

L52, P50, H46, HAss46

Studio Meda, 2017

Seat woven with Danish paper cord 3mm, stackable

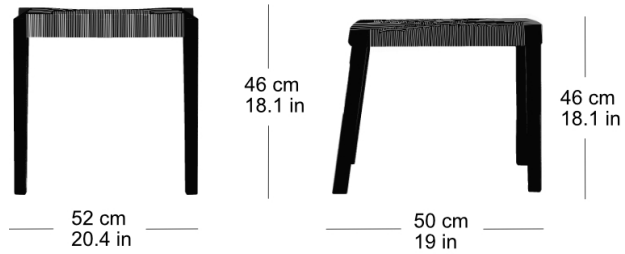
W52, D50, H46, SH46

Varianten / variantes / variants

dom
6-900dom
6-900vdom
6-900adom
6-906dom
6-906vdom
6-906adom
6-910dom
6-910vdom
6-910adom
6-916dom
6-916vdom
6-916adom
17-900dom
17-910dom
6-815dom
6-825dom
11-900dom
11-900rdom
11-906r

dom 11-906

Technische Angaben / specifications / specifications
Masse / mesure / measure



| | |
|--|-----------------------------|
| Gewicht / ponds / weight | 4.4 kg 8.8 lb |
| Reihenverbindung / accouplement / mating system | ja / oui / yes |
| Stapelung / empilage / stacking | 5 Stühle / chaises / chairs |

dom 11-906

Holzarten / types de bois / types of wood



Buche natur HG 520
Natural beech HG 520
Hêtre naturel HG 520



Buche anthrazit HG 200
Anthracite beech HG 200
Hêtre anthracite HG 200



Buche weiss HG 330
White beech HG 330
Hêtre blanc HG 330




Eiche natur HG 530
Natural oak HG 530
Chêne naturel HG 530




Buche Ebony HG 100
Ebony beech HG 100
Hêtre teinté ebony HG 100




Buche hellgrau HG 340
Light grey beech HG 340
Hêtre clair gris HG 340




Buche Wenge HG 110
Wenge beech HG 110
Hêtre teinté wenge HG 110




Buche grau HG 350
Grey beech HG 350
Hêtre gris HG 350




Buche Mahagoni HG 130
Mahogany beech HG 130
Hêtre teinté mahagoni HG 130



Buche schwarz HG 203
Black beech HG 203
Hêtre noir HG 203



Buche Maron HG 120
Maron beech HG 120
Hêtre teinté maron HG 120



Buche Nuss HG 151
Nut beech HG 151
Hêtre teinté noyer HG 151



Buche geweisst HG 172
Whitewashed beech HG 172
Hêtre teinté blanc HG 172

Belag / revêtement / surface