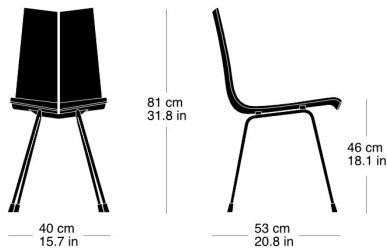


**ga stuhl 7-070**

Hans Bellmann, 1955  
Sitzschale Formsperrholz zweiteilig, Metallgestell schwarz  
matt  
B40, T53, H81, SH46

Hans Bellmann, 1955  
Coque d'assise en contreplaqué moulé en deux parties  
L40, P53, H81, HAss46

Hans Bellmann, 1955  
Two-part moulded plywood seat shell, black matte metal  
frame  
W40, D53, H81, SH46

**Technische Angaben / specifications / specifications****Masse / mesure / measure**

Gewicht / ponds / weight 4.3 kg 8.6 lb

**ga stuhl 7-070**

## Holzarten / types de bois / types of wood



Natural beech                   HG 520  
Buche natur                    HG 520  
Hêtre naturel                 HG 520



Anthracite beech             HG 200  
Buche anthrazit             HG 200  
Hêtre anthracite            HG 200




Black beech                    HG 203  
Buche schwarz               HG 203  
Hêtre noir                     HG 203



Natural black walnut        HG 560  
Schwarznuss natur         HG 560  
Noyer noir naturel         HG 560




Ebony beech                   HG 100  
Buche Ebony                 HG 100  
Hêtre teinté ebony         HG 100




Wenge beech                 HG 110  
Buche Wenge                 HG 110  
Hêtre teinté wenge         HG 110




Mahagony beech             HG 130  
Buche Mahagoni             HG 130  
Hêtre teinté mahagoni     HG 130



Maron beech                 HG 120  
Buche Maron                 HG 120  
Hêtre teinté maron         HG 120



Nut beech                     HG 151  
Buche Nuss                   HG 151  
Hêtre teinté noyer         HG 151



Whitewashed beech         HG 172  
Buche geweisst             HG 172  
Hêtre teinté blanc         HG 172

## Belag / revêtement / surface