

**dom 6-910v**

Studio Meda, 2017

Sitz Formsperrholz, geschlossener Rücken, Rückenteil mit Armauflage, Rückenteil und Hinterfüsse massiv gebogen, stapelbar  
B52, T58, H80, SH46

Studio Meda, 2017

Assise en contreplaqué moulé, dossier fermé, section arrière avec accoudoir, section arrière massive incurvée et pieds arrière, empilable.  
L52, P58, H80, HAss46

Studio Meda, 2017

Moulded plywood seat, closed back, back section with armrest, solid curved back section and rear feet, stackable.  
W52, D58, H80, SH46

## Varianten / variantes / variants



dom  
6-900



dom  
6-900v



dom  
6-900a



dom  
6-906



dom  
6-906v



dom  
6-906a



dom  
6-910



dom  
6-910a



dom  
6-916



dom  
6-916v



dom  
6-916a



dom  
17-900



dom  
17-910



dom  
6-815



dom  
6-825



dom  
11-900



dom  
11-906



dom  
11-900r

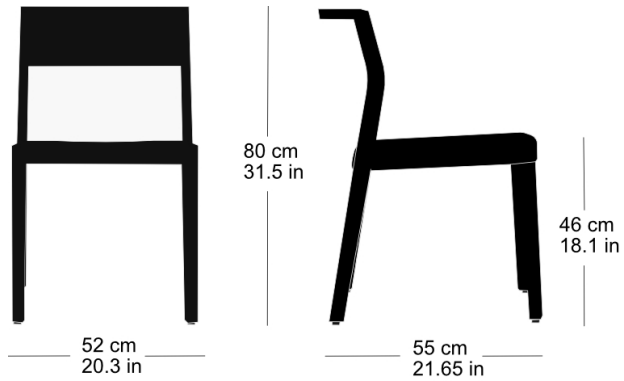


dom  
11-906r

**dom 6-910v**

## Technische Angaben / specifications / specifications

## Masse / mesure / measure



Gewicht / ponds / weight 5.5 kg 11.0 lb

Reihenverbindung /  
accouplement / mating system ja / oui / yes

Stapelung / empilage / stacking 5 Stühle / chaises / chairs

**dom 6-910v**

## Holzarten / types de bois / types of wood



Natural beech                   HG 520  
Buche natur                   HG 520  
Hêtre naturel                   HG 520



Anthracite beech               HG 200  
Buche anthrazit               HG 200  
Hêtre anthracite               HG 200



White beech                   HG 330  
Buche weiss                   HG 330  
Hêtre blanc                   HG 330




Natural oak                   HG 530  
Eiche natur                   HG 530  
Chêne naturel                   HG 530




Ebony beech                   HG 100  
Buche Ebony                   HG 100  
Hêtre teinté ebony             HG 100




Light grey beech               HG 340  
Buche hellgrau               HG 340  
Hêtre clair gris               HG 340




Wenge beech                   HG 110  
Buche Wenge                   HG 110  
Hêtre teinté wenge             HG 110




Grey beech                   HG 350  
Buche grau                   HG 350  
Hêtre gris                   HG 350




Mahogany beech               HG 130  
Buche Mahagoni               HG 130  
Hêtre teinté mahagoni       HG 130



Black beech                   HG 203  
Buche schwarz               HG 203  
Hêtre noir                   HG 203



Maron beech                   HG 120  
Buche Maron                   HG 120  
Hêtre teinté maron             HG 120



Nut beech                   HG 151  
Buche Nuss                   HG 151  
Hêtre teinté noyer             HG 151



Whitewashed beech           HG 172  
Buche geweisst               HG 172  
Hêtre teinté blanc             HG 172

## Belag / revêtement / surface