

dom 17-910

Studio Meda, 2017

Bank, Sitz Formsperrholz, geschlossener Rücken,
Hinterfüsse massiv gebogen, stapelbar
B107, T55, H80, SH46

Studio Meda, 2017

Banque, assise en multiplis, dossier fermé, pieds arrière
massifs incurvés, empilable
L107, P55, H80, HAss46

Studio Meda, 2017

Bench, seat moulded plywood, closed back, rear feet
solid bendwood, stackable
W107, D55, H80, SH46

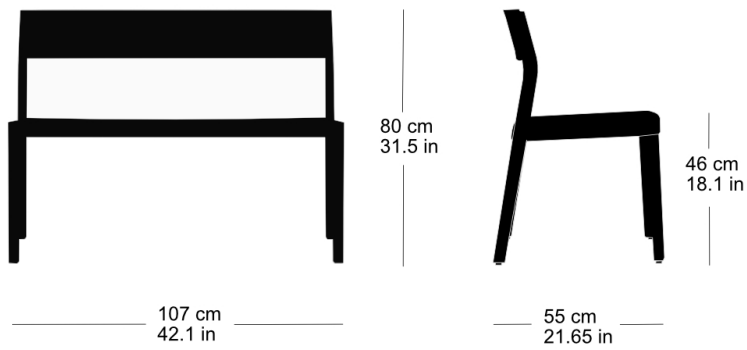
Varianten / variantes / variants

Dom
6-900Dom
6-900vDom
6-900aDom
6-906Dom
6-906vDom
6-906aDom
6-910Dom
6-910vDom
6-910aDom
6-916Dom
6-916vDom
6-916aDom
17-900Dom
6-815Dom
6-825Dom
11-900Dom
11-906Dom
11-900rDom
11-906r

dom 17-910

Technische Angaben / specifications / specifications

Masse / mesure / measure



dom 17-910

Holzarten / types de bois / types of wood

Belag / revêtement / surface



Beech natural BN 000 AM
Buche natur BN 000 AM
Hêtre naturel BN 000 AM



Beech black BB 203 SG
Buche schwarz BB 203 SG
Hêtre noir BB 203 SG




Oak natural EN 000 AM
Eiche natur EN 000 AM
Chêne naturel EN 000 AM




Beech anthracite BB 200 SG
Buche anthrazit BB 200 SG
Hêtre anthracite BB 200 SG



Beech whitewashed BG 172 SG
Buche geweisst BG 172 SG
Hêtre teinté blanc BG 172 SG



Beech ebony BB 100 SG
Buche Ebony BB 100 SG
Hêtre teinté ebony BB 100 SG



Beech walnut BB 151 SG
Buche Nuss BB 151 SG
Hêtre teinté noyer BB 151 SG