

dom 17-910



Studio Meda, 2017

Bank, Sitz Formsperrholz, geschlossener Rücken,
Hinterfüsse massiv gebogen, stapelbar
B107, T55, H80, SH46

Studio Meda, 2017

Banque, assise en multiplis, dossier fermé, pieds arrière
massifs incurvés, empilable
L107, P55, H80, HAss46

Studio Meda, 2017

Bench, seat moulded plywood, closed back, rear feet
solid bendwood, stackable
W107, D55, H80, SH46

Varianten / variantes / variants



dom
6-900



dom
6-900v



dom
6-900a



dom
6-906



dom
6-906v



dom
6-906a



dom
6-910



dom
6-910v



dom
6-910a



dom
6-916



dom
6-916v



dom
6-916a



dom
17-900



dom
6-815



dom
6-825



dom
11-900



dom
11-906



dom
11-900r

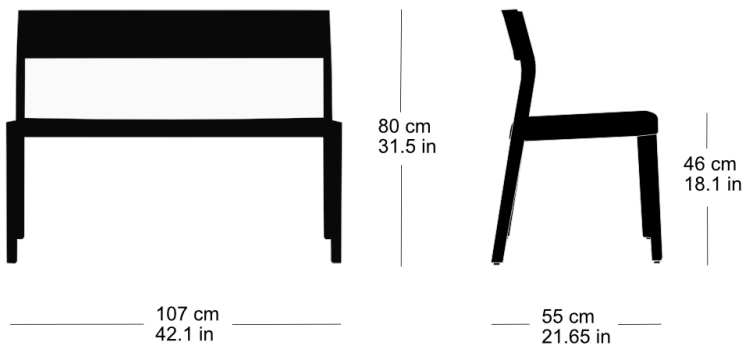


dom
11-906r

dom 17-910

Technische Angaben / specifications / specifications

Masse / mesure / measure



dom 17-910

Holzarten / types de bois / types of wood

Belag / revêtement / surface




Hêtre naturel BN 000 AM
Buche natur BN 000 AM
Beech natural BN 000 AM



Hêtre noir BB 203 SG
Buche schwarz BB 203 SG
Beech black BB 203 SG




Chêne naturel EN 000 AM
Eiche natur EN 000 AM
Oak natural EN 000 AM




Hêtre anthracite BB 200 SG
Buche anthrazit BB 200 SG
Beech anthracite BB 200 SG



Hêtre teinté blanc BG 172 SG
Buche geweisst BG 172 SG
Beech whitewashed BG 172 SG



Hêtre teinté ebony BB 100 SG
Buche Ebony BB 100 SG
Beech ebony BB 100 SG



Hêtre teinté noyer BB 151 SG
Buche Nuss BB 151 SG
Beech walnut BB 151 SG