

einpunktstuhl 7-050

Hans Bellmann, 1951

Sitzschale Formsperrholz, Metallgestell und zentraler Verbindungspunkt schwarz matt oder verchromt
B43, T53, H83, SH46

Hans Bellmann, 1951

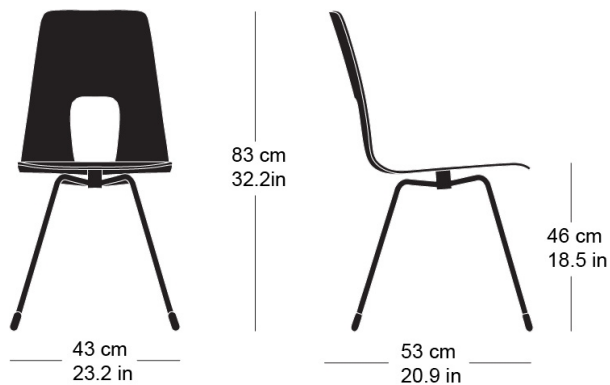
Coque d'assise en contreplaqué moulé, châssis métallique et point de jonction en noir mat ou chromé
L43, P53, H83, HAss46

Hans Bellmann, 1951

Moulded plywood seat shell, black matte or chrome-plated metal frame and central attachment point
W43, D53, H83, SH46

Technische Angaben / specifications / specifications

Masse / mesure / measure



Gewicht / ponds / weight

3.8 kg 7.6 lb

einpunktstuhl 7-050

Holzarten / types de bois / types of wood




Hêtre naturel HG 520
Buche natur HG 520
Natural beech HG 520




Hêtre anthracite HG 200
Buche anthrazit HG 200
Anthracite beech HG 200



Hêtre blanc HG 330
Buche weiss HG 330
White beech HG 330



Noyer noir naturel HG 560
Schwarznuss natur HG 560
Natural black walnut HG 560




Hêtre teinté ebony HG 100
Buche Ebony HG 100
Ebony beech HG 100



Hêtre clair gris HG 340
Buche hellgrau HG 340
Light grey beech HG 340




Hêtre teinté wenge HG 110
Buche Wenge HG 110
Wenge beech HG 110




Hêtre gris HG 350
Buche grau HG 350
Grey beech HG 350




Hêtre teinté mahagoni HG 130
Buche Mahagoni HG 130
Mahogany beech HG 130




Hêtre noir HG 203
Buche schwarz HG 203
Black beech HG 203



Hêtre teinté maron HG 120
Buche Maron HG 120
Maron beech HG 120



Hêtre teinté noyer HG 151
Buche Nuss HG 151
Nut beech HG 151



Hêtre teinté blanc HG 172
Buche geweisst HG 172
Whitewashed beech HG 172

Belag / revêtement / surface