

**miro 6-400**

Hannes Wettstein, 1999

Sitz Formsperrholz, Hinterfüsse und Rücken massiv gebogen, stapelbar, Reihenverbindung möglich  
B47, T48, H80, SH46

Hannes Wettstein, 1999

Assise en multiplis, dossier et pieds arrière en bois massif cintré, empilable, système d'accouplement en option  
L47, P48, H80, HAss46

Hannes Wettstein, 1999

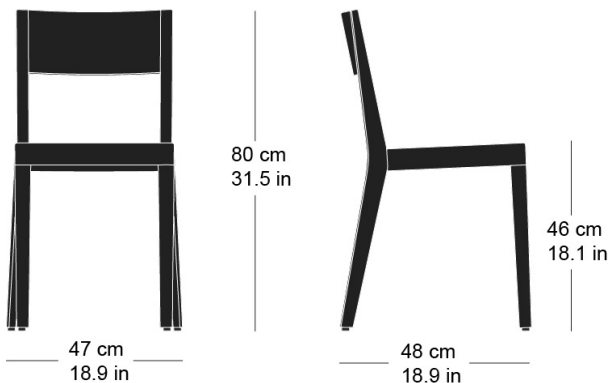
Moulded plywood seat, rear legs and back of solid bentwood, stackable, optional row connector  
W47, D48, H80, SH46

## Varianten / variantes / variants

Miro  
6-400aMiro  
6-403Miro  
6-403aMiro  
11-560Miro  
11-580

## Technische Angaben / specifications / specifications

## Masse / mesure / measure



Gewicht / ponds / weight 4.1 kg 8.2 lb

Reihenverbindung /  
accouplement / mating system ja / oui / yes

Stapelung / empilage / stacking 5 Stühle / chaises / chairs

**miro 6-400**

## Holzarten / types de bois / types of wood

## Belag / revêtement / surface



Hêtre naturel	BN 000 AM
Buche natur	BN 000 AM
Beech natural	BN 000 AM



Noyer noir naturel	NN 000 AM
Schwarznuss natur	NN 000 AM
Black walnut natural	NN 000 AM



Chêne naturel	EN 000 AM
Eiche natur	EN 000 AM
Oak natural	EN 000 AM



Hêtre noir	BB 203 SG
Buche schwarz	BB 203 SG
Beech black	BB 203 SG



Cerisier naturel	KN 000 AM
Kirsche natur	KN 000 AM
Cherry natural	KN 000 AM



Hêtre anthracite	BB 200 SG
Buche anthrazit	BB 200 SG
Beech anthracite	BB 200 SG




Frêne naturel	FN 000 AM
Esche natur	FN 000 AM
Ash natural	FN 000 AM



Chêne chêne fumée	EB 535 AM
Eiche Räuchereiche	EB 535 AM
Oak smoked oak	EB 535 AM




Hêtre teinté blanc	BG 172 SG
Buche geweisst	BG 172 SG
Beech whitewashed	BG 172 SG




Hêtre teinté ebony	BB 100 SG
Buche Ebony	BB 100 SG
Beech ebony	BB 100 SG



Frêne pigmenté blanc	FW 001 OL
Esche weisspigmentiert	FW 001 OL
Ash white-pigmented	FW 001 OL



Hêtre teinté noyer	BB 151 SG
Buche Nuss	BB 151 SG
Beech walnut	BB 151 SG



Frêne noir	FB 203 AM
Esche schwarz	FB 203 AM
Ash black	FB 203 AM